


# Stabilized telehandlers

Regulatory area: AU

P40.13





## Comfort: The best workplace



### Exclusive comfort

An unprecedented design guarantees maximum functionality and comfort; grouping the information provided to the driver and the controls of the various systems and devices for optimal ergonomics. The reverse shuttle on the steering wheel is also present on the joystick.

### Cab entry

To ensure simple and easy access to the cab, the door of Merlo telehandlers can be opened by up to 180°. In addition, the inside of the door is equipped with a large handrail to help the operator when getting inside and outside of the cab.

### Air-conditioning

Developed according to automotive standards, cutting the warm-up and cool-down times in half compared to a conventional air conditioning system. The inlet vent is placed on the side of the cab, away from potential sources of dust and dirt, while inside there are 8 vents.

## Efficiency: Simpler and smarter



### Transmission

In order to ensure a reduction in consumption and operating costs, Merlo telescopic handlers boast full electronic management of the transmission and engine, in order to minimise RPM and, consequently, fuel demand.

### Steering Modes

The axles ensure the maximum steering angle to perform manoeuvres in tight spaces. Additionally, the operator can manage the steering of the machine with three different options according to the specific needs of the job.

### Visibility

Merlo's improved visibility increases range of movement and safety for operators.

## Performance: Everything at your fingertips



### Transmission

The Merlo telehandlers have excellent braking capacity when the accelerator pedal is released, guaranteeing high torque to the wheels during material handling and transfers, as well as millimetric precision of movements when positioning the load.

### Engines

All models feature a combustion engine in an original Merlo mounting layout, developed by Merlo with the invention of the panoramic visibility models, ensuring maximum accessibility to components in case of programmed and/or extraordinary maintenance.

### Axles

The exclusively designed axles are manufactured and developed in-house by Merlo, and can be equipped with differential lock to ensure traction on any terrain, regardless of how unstable.

## Safety: Not just feelings



### Active safety

In order to remain fully compliant with regulations in frontal tipping prevention, Merlo handlers are equipped with features developed specifically to keep the operator safe from frontal tipping, without sacrificing performance, particularly of boom speed and lifting capacity.

### Aerial work platform

The Merlo telehandlers can be configured with aerial work platform. This solution, complying with EN280 standard, assures an increased level of active and passive safety during work at heights, and enhances machine versatility.

### Certified cab

All Merlo telehandlers have a metal structure above the glass roof on the outside of the cab to comply fully with FOPS Level II standard, the most stringent certification level in protecting the operator from falling objects.



<b>1 - ASCS</b>	The ASCS safety system: the ideal assistant! The system adjusts the speed and maximum extent of the movements based on the attachments in use, the load being handled and its position, thus eliminating the risk of overturning. Standard on the entire range with LS hydraulic system.
<b>2 - EPD ECO POWER DRIVE</b>	Maximum savings and efficiency! The Merlo-patented EPD system electronically controls engine and transmission. It manages engine speed, hydrostatic pump flow rate, and hydrostatic drive displacement, maximising efficiency and reducing RPM, saving up to 18% in fuel consumption.
<b>3 - STABILISERS REMAINING WITHIN MACHINE SIZE</b>	Stabilising the machine is essential for safe working. Stabilisers remaining in the outline of the machine allow stabilisation even in the tightest spaces, while also ensuring excellent visibility when travelling. Standard on the entire range of Stabilised telehandlers.
<b>4 - BOOM SIDE-SHIFT</b>	Having to reposition the machine, especially after it has already been stabilised, can be a waste of time. Thanks to the boom side-shift, you can pick up or place the load precisely, without any further manoeuvring, for maximum productivity. Standard on the Stabilised, Medium Capacity range in the TT and Panoramic High Capacity models.



— not available  
● standard  
○ optional

## PERFORMANCE AND FEATURES

### Performance

Unladen weight (kg)  
Maximum load capacity (kg)  
Lift height (m)  
Maximum reach (ft)  
Lift height at max. load capacity (ft)  
Reach at max. load capacity (ft)  
Load capacity at max. lift height (lb)  
Load capacity at max. reach (lb)  
Boom side-shift (mm)  
Frame levelling (%)  
Boom section

### Powertrain

Engine  
Range/Cylinders  
Engine power (kW/HP)  
Anti-pollution technology  
Reversible Fan  
Maximum speed (mph)  
Fuel tank capacity (gal)  
AdBlue tank capacity (gal)  
Hydrostatic transmission  
EPD  
Electronic joystick  
Axles  
Reducers  
Brakes  
Automatic parking brake

### Hydraulic

Hydraulic pump  
Delivery / pressure (bar-l/min)  
Hydraulic oil tank capacity (gal)  
Auxiliary hydraulic service on boom  
Rear service line

### Cab

Cab finishing  
ASCS  
FOPS II Cab  
ROPS Cab  
Controls  
Tilting cab  
Reverse shuttle

### Configuration

Hydropneumatic Suspension CS Merlo  
Hydropneumatic Suspension BSS Merlo  
Hydropneumatic Suspension EAS Merlo  
Work lights on cab  
Sun-shade in the cab  
Tac-lock  
Pre-arrangement for aerial work platform  
Two floating forks  
Pedal Inching-Control  
Permanent four-wheel drive  
All wheel steering  
Three steering way  
Standard tyres  
OPT tyres  
Hydraulically controlled stabilizers  
Turret rotation  
Tractor type approval  
Pneumatic brakes (ton)  
Hydraulic brakes (ton)  
PTO  
3-point rear linkage

## P40.13EE

8.800  
4000  
12.5  
8.74  
10.9  
3.3  
3500  
900  
+/- 340  
+/- 8  
3

Kohler KDI 2504

2500/4  
55,4/75,1

Tier 3



33

140

-



STD



Drop Portal

RR 700

Dry disc



LS

108-250

100



Standard

Light



Electronic joystick



Dual reverse



400/70-20

400/70-24

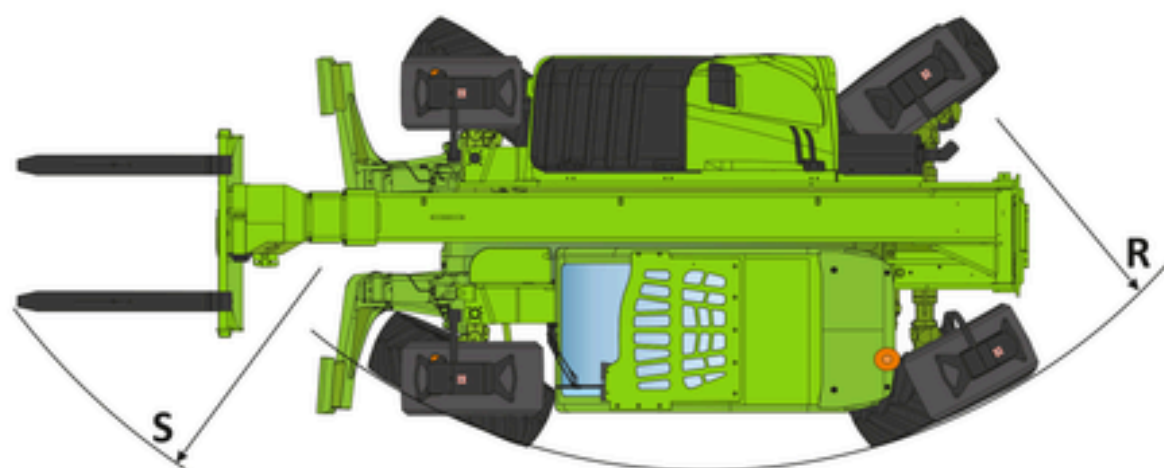
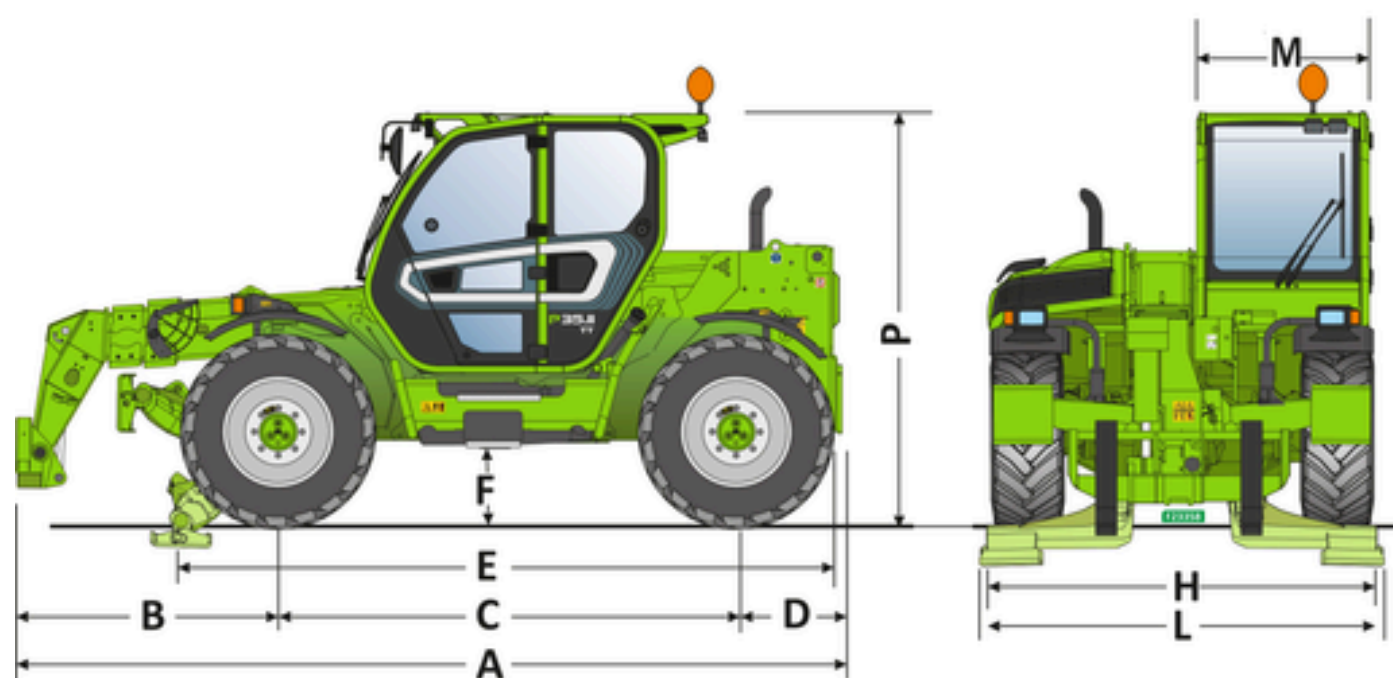
In sagoma




-

-





### **Your Merlo dealer**



### **MERLO S.P.A.**

Via Nazionale, 9  
12010 S. Defendente di Cervasca,  
(Cuneo) Italia  
Tel. +39 0171 614111

**[info@merlo.com](mailto:info@merlo.com)**  
**[www.merlo.com](http://www.merlo.com)**

